

The FS240 fire shutter has been tested at Exova Warringtonfire under BS EN 1634-1:2008 test conditions, and assessed to BS EN 476-22:1987, to contain fire within particular parts of a building for 4 hours. All shutters can be connected to a fire alarm so they automatically descend by operation of the motor.



APPLICATIONS

High security commercial and service sites, up to 50m². The FS240 fire shutter has been tested at Exova Warringtonfire under BS EN 1634-1:2008 test conditions, and assessed to BS EN 476-22:1987, to contain fire within particular parts of a building for 4 hours. All shutters can be connected to a fire alarm so they automatically descend by operation of the motor. Further failsafe devices for higher levels of response to a fire outbreak or alarm are available. Suitable for internal or external face or reveal fit.

CURTAIN SLAT

Single skin 76mm curved steel with a thickness 0.7mm, 0.9mm, or 1.2mm, depending on overall opening size.

Finish: Galvanised finish as standard. Option to powder coat any RAL / BS colour (surcharges apply).

Visible Face:	76mm
Weight per m ² :	9.8kg (0.7mm thickness) 12.5kg (0.9mm thickness) 16.7kg (1.2mm thickness)
Maximum Width:	12000mm*
Maximum Area:	4m ² (tubular motor) 50m ² (inline motor)

*Size limitations vary dependent on motor and barrel support requirements. Larger sizes may be available on request.

CASING

Galvanised steel casing & end plates as standard. Larger shutters incorporate barrel support frame where required (indicated on pricing tables).

N.B. Reveal fix installations are supplied with a fascia as standard.

Finish: Galvanised finish as standard. Option to powder coat any RAL / BS colour or to choose from a range of plastisol finishes (surcharges apply).

Guide Height (mm)	Plate Size (mm)
2500	305
4000	355
6000	400

All plate sizes shown as a guide only and may vary.

BOTTOM RAIL

Galvanised steel 'T' shaped bottom rail.

GUIDE CHANNELS

Galvanised steel guide channels. Width of 65mm, 75mm or 100mm. Windlocking guides and slat-ends available.

Finish: Galvanised finish as standard. Option to powder coat any RAL / BS colour (surcharge applies).

OPERATION

Electric, Tubular Motor: Tubular motor with rocker or external key switch as standard & safety brake as appropriate to comply with legislation. Manual override facility & crank handle as required (surcharge applies).

Electric, Inline Motor: Single phase inline chain driven motor (three phase option available) with push button control, chain override, fusible link and solenoid release as standard.

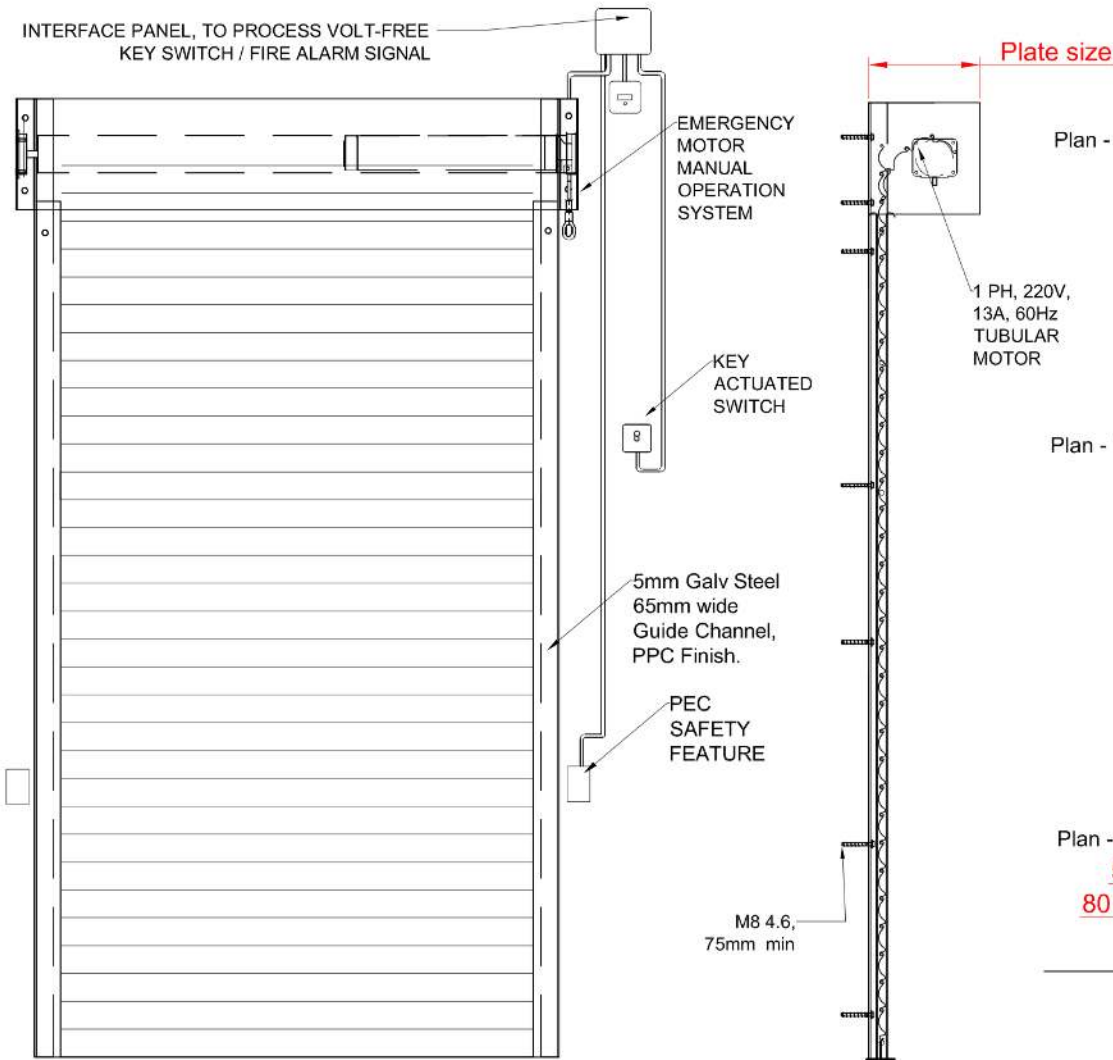
All shutters can be connected to a fire alarm via an interface panel so they automatically descend in the event of an alarm signal.

CE compliant to all applicable directives and regulations.

FS240

4 HOUR RATED FIRE SHUTTER :: TECHNICAL DATASHEET 33

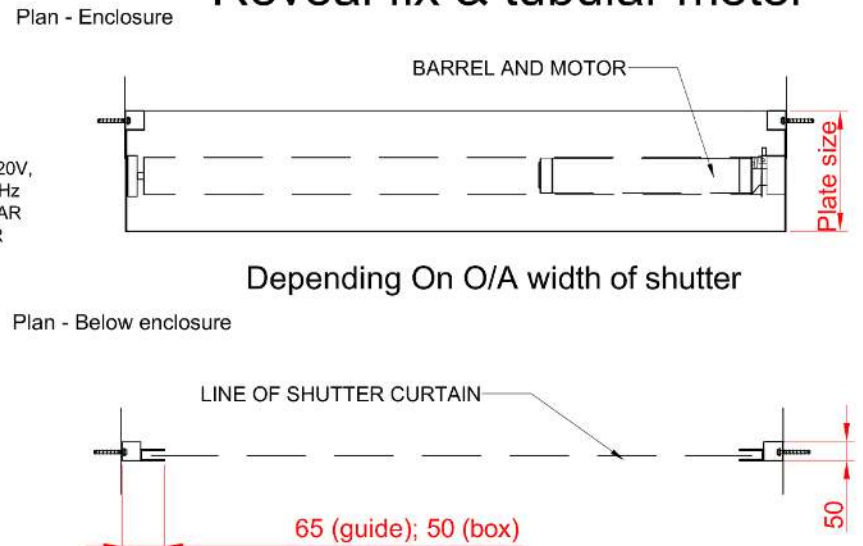
FRONT FACE



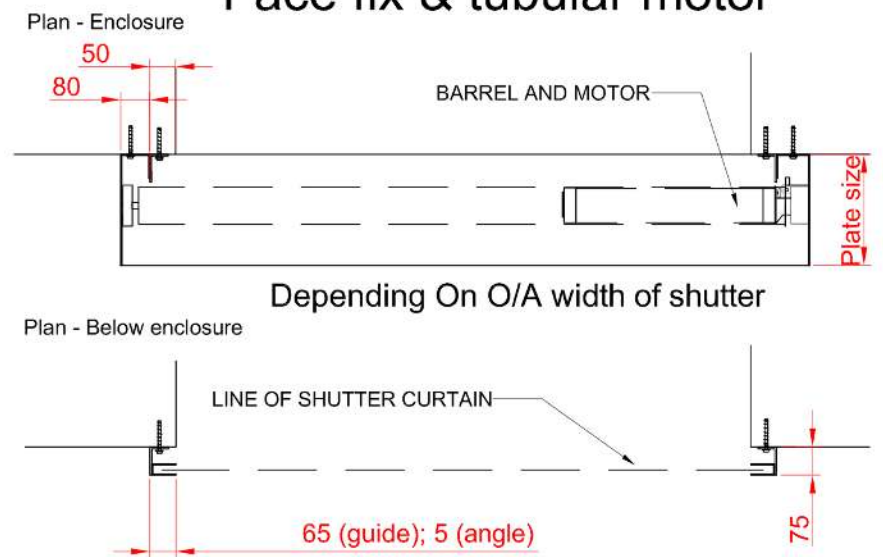
Example arrangement

FIXING DETAIL

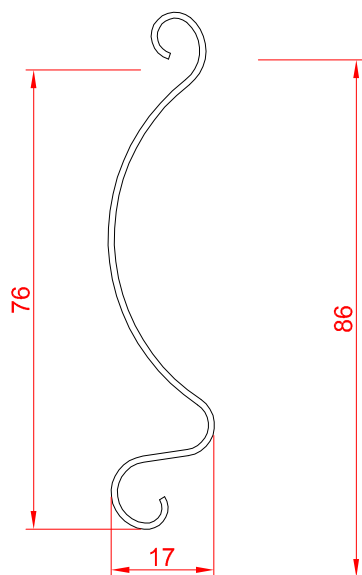
Reveal fix & tubular motor



Face fix & tubular motor



SLAT PROFILE



GUIDE CHANNELS

